

Name of the Company :	INDO AMINES LTD		
Script Code, Name of the scrip, class of security :			
Quarter ended :	31/03/2014		
Partly paid-up shares :-	No. of partly paid-up shares	As a % of total no. of partly paid-up shares	As a % of total no. of shares of the company
Held by promoter/ promoter group	0	0.00	0.00
Held by public	0	0.00	0.00
Total (D)	0	0.00	0.00
Outstanding convertible securities	No. of outstanding securities	As a % of total no. of outstanding convertible securities	As a % of total no. of shares of the company, assuming full conversion of the convertible securities
Held by promoter/ promoter group	0	0.00	0.00
Held by public	0	0.00	0.00
Total (E)	0	0.00	0.00
Warrants	No. of Warrants	As a % of total no. of Warrants	As a % of total no. of shares of the company, assuming full conversion of warrants
Held by promoter/ promoter group	900000	100.00	2.73
Held by public	0	0.00	0.00
Total (F)	900000	100.00	2.73
Total paid-up capital of the company, assuming full conversion of warrants convertible securities Total (A+B+C)+ D+E+F)	*32016780		100.00

Paidup Capital 31116780

Warrants Pending for conversion 900000


Total paidup capital after conversion *32016780




Statement Showing Shareholding Pattern

Table (I)(a)


Category Code	Category of Shareholder	Number of Shareholders	Total Number Of Shares	Number of Shares held in Dematerialised form	Total Shareholding as a percentage of total number of shares		Shares Pledged or otherwise encumbered	
					As a Percentage of (A+B)	As a Percentage of (A+B+C)	No. Of Shares	As a Percentage
(I)	(II)	(III)	(IV)	(V)	(VI)	(VII)	(VIII)	(IX)= (VIII)/(IV) *100
(IX)= (VIII)/(IV) *100								
(A) Shareholding of Promoter and Promoter Group ²								
1. INDIAN								
(a)	INDIVIDUAL / HUF	10	6046364	5960364	19.4312	19.4312	0	0.00
(b)	CENTRAL / STATE GOVERNMENT(S)	0	0	0	0.0000	0.0000	0	0.00
(c)	BODIES CORPORATE	12	16462628	11998628	52.9059	52.9059	0	0.00
(d)	FINANCIAL INSTITUTIONS / BANKS	0	0	0	0.0000	0.0000	0	0.00
(e)	ANY OTHERS (Specify)							
(i)	DIRECTORS RELATIVES	0	0	0	0.0000	0.0000	0	0.00
(ii)	GROUP COMPANIES	0	0	0	0.0000	0.0000	0	0.00
SUB TOTAL (A)(1) :		22	22508992	17958992	72.3372	72.3372	0	0.00
2. FOREIGN								
(a)	INDIVIDUAL	0	0	0	0.0000	0.0000	0	0.00
(b)	BODIES CORPORATE	0	0	0	0.0000	0.0000	0	0.00
(c)	INSTITUTIONS	0	0	0	0.0000	0.0000	0	0.00




(d)	QUALIFIED FOREIGN INVESTOR	0	0	0	0.0000	0.0000	0	0.00
(e)	ANY OTHERS (Specify)	0	0	0	0.0000	0.0000	0	0.00
SUB TOTAL (A)(2) :		0	0	0	0.0000	0.0000	0	0.00
Total holding for Promoters and Promoter group	(A)=(A)(1) + (A)(2)	22	22508992	17958992	72.3372	72.3372	0	0.00
(B) Public shareholding								
1. INSTITUTIONS								
(a)	MUTUAL FUNDS / UTI	0	0	0	0.0000	0.0000	0	0.00
(b)	FINANCIAL INSTITUTIONS / BANKS	0	0	0	0.0000	0.0000	0	0.00
(c)	CENTRAL / STATE GOVERNMENT(S)	0	0	0	0.0000	0.0000	0	0.00
(d)	VENTURE CAPITAL FUNDS	0	0	0	0.0000	0.0000	0	0.00
(e)	INSURANCE COMPANIES	0	0	0	0.0000	0.0000	0	0.00
(f)	FII'S	0	0	0	0.0000	0.0000	0	0.00
(g)	FOREIGN VENTURE CAPITAL INVESTORS	0	0	0	0.0000	0.0000	0	0.00
(h)	QUALIFIED FOREIGN INVESTOR	0	0	0	0.0000	0.0000	0	0.00
(i)	ANY OTHERS (Specify)	0	0	0	0.0000	0.0000	0	0.00
SUB TOTAL (B)(1) :		0	0	0	0.0000	0.0000	0	0.00
B 2. Non-institutions								
(a)	BODIES CORPORATE	78	255596	227596	0.8214	0.8214	0	0.00
(b)	INDIVIDUAL							
(i)	(CAPITAL UPTO TO Rs. 1 Lakh)	12225	4508893	2407203	14.4902	14.4902	0	0.00
(ii)	(CAPITAL GREATER THAN Rs. 1 Lakh)	56	3001235	2896435	9.6451	9.6451	0	0.00




(c)	QUALIFIED FOREIGN INVESTOR	0	0	0	0.0000	0.0000	0	0.00
(d)	ANY OTHERS (Specify)							
(i)	TRUSTS	0	0	0	0.0000	0.0000	0	0.00
(ii)	CLEARING MEMBER	10	51325	51325	0.1649	0.1649	0	0.00
(iii)	DIRECTORS RELATIVES	0	0	0	0.0000	0.0000	0	0.00
(iv)	EMPLOYEE	0	0	0	0.0000	0.0000	0	0.00
(v)	NON RESIDENT INDIANS (NRI)	464	790739	115639	2.5412	2.5412	0	0.00
(vi)	OVERSEAS BODIES CORPORATES	0	0	0	0.0000	0.0000	0	0.00
(vii)	UNCLAIMED SUSPENSE ACCOUNT	0	0	0	0.0000	0.0000	0	0.00
SUB TOTAL (B)(2) :		12833	8607788	5698198	27.6628	27.6628	0	0.00
Total Public Shareholding	(B)=(B)(1) + (B)(2)	12833	8607788	5698198	27.6628	27.6628	0	0.00
Total (A) + (B) :		12855	31116780	23657190	100.0000	100.0000	0	0.00
(C) Shares held by Custodians and against which Depository Receipts have been issued								
(a)	SHARES HELD BY CUSTODIANS	0	0	0	0.0000	0.0000	0	0.00
(i)	Promoter and Promoter Group	0	0	0	0.0000	0.0000	0	0.00
(ii)	Public	0	0	0	0.0000	0.0000	0	0.00
SUB TOTAL (C)(1) :		0	0	0	0.0000	0.0000	0	0.00
Grand Total (A) + (B) + (C)		12855	31116780	23657190	100.0000	100.0000	0	0.00




NOTES :	1) NAME, NUMBER OF SHARES HELD & PERCENTAGE OF ENTITIES / PERSONS HOLDING MORE THAN 1% OF THE TOTAL SHARES OF THE COMPANY IS AS PER ANNEXURE							
Print Date :	15/04/2014		Page -1 of 1					



(I)(b) Statement showing holding of securities (including shares, warrants, convertible securities) of persons belonging to the category "PROMOTERS AND PROMOTER GROUP"											
Sr.No	Name of the Shareholder	Details of shares held		Encumbered shares (*)			Details of warrants		Details of convertible securities		Total shares (including underlying shares assuming full conversion of warrants and convertible securities) as a % of diluted share capital
		Number of shares held	As a % of grand total (A)+(B)+(C)	No.	As a percentage	As a % of grand total (A)+(B)+(C) of sub-clause (I)(a)	Number of warrants held	As a % total number of warrants of the same class	Number of convertible securities held	As a % total number of convertible securities of the same class	
(I)	(II)	(III)	(IV)	(V)	(VI)=(V)/(III))*	(VII)	(VIII)	(IX)	(X)	(XI)	(XII)
1	TECHNO SECURITIES INDIA PVT LTD	2931960	9.42	0	0.00	0.00	225000	25	0	0	9.86
2	TECHNO HOLDINGS INDIA PRIVATE LIMITED	2201980	7.08	0	0.00	0.00	225000	25	0	0	7.58
3	VIJAY B PALKAR	2088120	6.71	0	0.00	0.00	0	0	0	0	6.52
4	UNIGROUP RESOURCES PVT LTD	2068960	6.65	0	0.00	0.00	225000	25	0	0	7.16
5	PALKAR COMMERCIALS PRIVATE LIMITED	2035000	6.54	0	0.00	0.00	0	0	0	0	6.36
6	PALKAR FINANCE AND CONSULTANCY SERVICES PRIVATE LTD	2016960	6.48	0	0.00	0.00	225000	25	0	0	7.00




7	PALAKAR FINANCE & CONSULTANCY SERVICES PVT LTD	1700000	5.46	0	0.00	0.00	0	0	0	0	0	5.31
8	BHARATI V PALKAR	1358964	4.37	0	0.00	0.00	0	0	0	0	0	4.24
9	TECHNO HOLDING (INDIA) PVT LTD	1250000	4.02	0	0.00	0.00	0	0	0	0	0	3.9
10	VIJAY B PALKAR	1134164	3.64	0	0.00	0.00	0	0	0	0	0	3.54
11	TECHNO SECURITIES (INDIA) PVT LTD	800000	2.57	0	0.00	0.00	0	0	0	0	0	2.5
12	BHARATI V PALKAR	713660	2.29	0	0.00	0.00	0	0	0	0	0	2.23
13	MARVEL INDENTING	543768	1.75	0	0.00	0.00	0	0	0	0	0	1.70
14	UNIGROUP RESOURCES PRIVATE	540000	1.74	0	0.00	0.00	0	0	0	0	0	1.69
15	RAHUL V PALKAR	282754	0.91	0	0.00	0.00	0	0	0	0	0	0.88
16	KIRIT HARILAL SHAH	211494	0.68	0	0.00	0.00	0	0	0	0	0	0.66
17	MARVEL INDENTING	200000	0.64	0	0.00	0.00	0	0	0	0	0	0.62
18	MARVEL INDENTING	174000	0.56	0	0.00	0.00	0	0	0	0	0	0.54
19	ATUL VIJAY PALKAR	165284	0.53	0	0.00	0.00	0	0	0	0	0	0.52
20	KIRIT SHAH	86000	0.28	0	0.00	0.00	0	0	0	0	0	0.27
21	SANJAY KRISHNA	5904	0.02	0	0.00	0.00	0	0	0	0	0	0.02
22	ASHWINI RAHUL	20	0.00	0	0.00	0.00	0	0	0	0	0	0.00
	TOTAL :	22508992	72.3372	0		0.0000	900000	100.00	0	0	0	73.1



(l)(c)(i) Statement showing holding of securities (including shares, warrants, convertible securities) of persons belonging to the category "Public" and holding more than 1% of the total number of shares.


SR.NO	Name of the shareholder	Number of shares held	Shares as a percentage of total number of shares{i.e.,Grand Total(A)+(B)+(C) indicated in Statement at para (l)(a) above}	Details of warrants		Details of convertible		Total shares (including underlying shares assuming full conversion of warrants and convertible securities) as a % of diluted share capital
				Number of warrants held	As a % total number of warrants of the same class	Number of convertible securities held	% w.r.t. total number of convertible securities of the same class	
1	SANGEETHA S	829460	2.6656	0	0	0	0	0
2	S SATHYA	346500	1.1135	0	0	0	0	0
	TOTAL :	1175960	3.7792	0	0	0	0	0



(I)(c)(ii)	Statement showing holding of securities (including shares, warrants, convertible securities) of persons (together with PAC) belonging to the category "Public" and holding more than 5% of the total number of shares of the company		AS ON :	31/03/2014				
SR.NO	Name of the shareholder	Number of shares	Shares as a percentage of total number of shares {i.e., Grand Total (A)+(B)+(C) indicated in Statement at para (I)(a) above}	Details of warrants		Details of convertible securities		Total shares (including underlying shares assuming full conversion of warrants and convertible securities) as a % of diluted share capital
				Number of warrants held	As a % total number of warrants of the same class	Number of convertible securities held	% w.r.t. total number of convertible securities of the same class	
1				0	0	0	0	0
TOTAL :				0	0	0	0	0




(II) (b) Statement showing Holding of Depository Receipts (DRs) where underlying shares are in excess of 1% of the total number of shares.			
Sr.No.	Type of Outstanding DR (ADRs,GDRs,SDRs etc.)	No.of Shares underlying outstanding DRs.	Shares underlying outstanding DRs.as a Percentage of total number of shares (i.e Total (A)+(B)+(C) Indicated in Statement at Para (I) (a) above)
1			
TOTAL :			




(II) (a) Statement Showing Details of Depository Receipts (DRs)

Unit :	INDO AMINES LTD		As on Date :	31/03/2014
Sr.No.	Type of Outstanding DR (ADRs,GDRs,SDRs etc.)	No of Outstanding DRs.	No of Shares underlying outstanding DRs.	Shares underlying outstanding DRs as a Percentage of total number of shares (i.e Total (A)+ (B) + (C) Indicated in statement at para(I) (a) above)
1	GDRs			
		TOTAL :		



(f)(d)	Statement Showing " LOCKED - IN - SHARES "			AS ON :	31/03/2014
SR NO	NAME	Category	Shares	Per	
1	BHARATI PALKAR	Promoter / Promoter Group	96625	0.31	
2	KIRIT SHAH	Promoter / Promoter Group	32000	0.10	
3	MARVEL INDENTING PRIVATE LTD	Promoter / Promoter Group	220000	0.71	
4	PALKAR FINANCE & CONSULTANCY SERVICES PRIVATE LTD	Promoter / Promoter Group	340000	1.09	
5	TECHNO HOLDINGS INDIA PVT LTD	Promoter / Promoter Group	565000	1.82	
6	TECHNO SECURITIES INDIA PVT LTD	Promoter / Promoter Group	790000	2.54	
7	UNIGROUP RESOURCES PVT LTD	Promoter / Promoter Group	438000	1.41	
8	VIJAY PALKAR	Promoter / Promoter Group	200000	0.64	
9	PALKAR FINANCE & CONSULTANCY SERVICES PRIVATE LTD	Promoter / Promoter Group	850000	2.73	
10	TECHNO HOLDINGS INDIA PVT LTD	Promoter / Promoter Group	625000	2.01	
11	TECHNO SECURITIES INDIA PVT LTD	Promoter / Promoter Group	400000	1.29	
12	UNIGROUP RESOURCES PVT LTD	Promoter / Promoter Group	270000	0.87	



13	MARVEL INDENTING PRIVATE LTD	Promoter / Promoter Group	87000	0.28	
14	KIRIT SHAH	Promoter / Promoter Group	43000	0.14	

